

powered by

Q.ANTUM DUO Z

Q.PEAK DUO XL-G11.2

570-590

ENDURING HIGH
PERFORMANCE



BREAKING THE 21% EFFICIENCY BARRIER

Q.ANTUM DUO Z Technology with zero gap cell layout boosts module efficiency up to 21.7%.



LOW ELECTRICITY GENERATION COSTS

Higher yield per surface area, lower BOS costs and up to 175 watts more module power than standard 144 half-cell modules.



ENDURING HIGH PERFORMANCE

Long-term yield security with Anti LID Technology, Hot-Spot Protect and Traceable Quality Tra.Q™.



EXTREME WEATHER RATING

High-tech aluminium alloy frame, certified for high snow (5400 Pa) and wind loads (2400 Pa).



A RELIABLE INVESTMENT

Inclusive 12-year product warranty and 25-year linear performance warranty^{W1}.



STATE OF THE ART MODULE TECHNOLOGY

Q.ANTUM DUO combines cutting edge cell separation and innovative 12-busbar design with Q.ANTUM Technology.

¹ See data sheet on rear for further information.

THE IDEAL SOLUTION FOR:



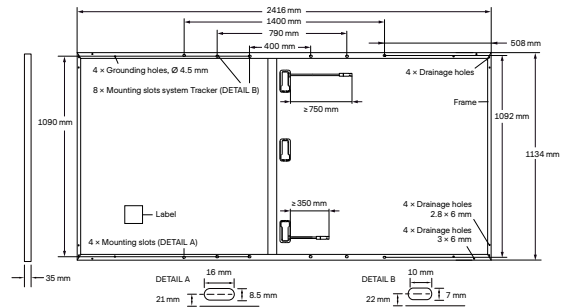
Ground-mounted
solar power plants

Engineered in Germany

Q CELLS

MECHANICAL SPECIFICATION

Format	2416 mm × 1134 mm × 35 mm (including frame)
Weight	31.3 kg
Front Cover	3.2 mm thermally pre-stressed glass with anti-reflection technology
Back Cover	Composite film
Frame	Anodised aluminium
Cell	6 × 26 monocrystalline Q.ANTUM solar half cells
Junction box	53-101 mm × 32-60 mm × 15-18 mm Protection class IP67, with bypass diodes
Cable	4 mm ² Solar cable; (+) ≥ 750 mm, (-) ≥ 350 mm
Connector	Stäubli MC4-Evo2, Hanwha Q CELLS HQC4; IP68



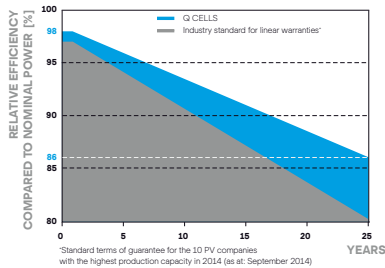
Drawing not to scale

ELECTRICAL CHARACTERISTICS

POWER CLASS		570	575	580	585	590	
MINIMUM PERFORMANCE AT STANDARD TEST CONDITIONS, STC ¹ (POWER TOLERANCE +5 W / -0 W)							
Minimum	Power at MPP ¹	P_{MPP} [W]	570	575	580	585	590
	Short Circuit Current ¹	I_{SC} [A]	13.49	13.51	13.54	13.57	13.59
	Open Circuit Voltage ¹	V_{OC} [V]	53.59	53.62	53.64	53.67	53.70
	Current at MPP	I_{MPP} [A]	12.82	12.87	12.92	12.97	13.01
	Voltage at MPP	V_{MPP} [V]	44.46	44.68	44.90	45.12	45.33
	Efficiency ¹	η [%]	≥ 20.8	≥ 21.0	≥ 21.2	≥ 21.4	≥ 21.5
MINIMUM PERFORMANCE AT NORMAL OPERATING CONDITIONS, NMOT ²							
Minimum	Power at MPP	P_{MPP} [W]	427.6	431.4	435.1	438.9	442.6
	Short Circuit Current	I_{SC} [A]	10.87	10.89	10.91	10.93	10.95
	Open Circuit Voltage	V_{OC} [V]	50.54	50.56	50.59	50.62	50.64
	Current at MPP	I_{MPP} [A]	10.09	10.13	10.17	10.22	10.26
	Voltage at MPP	V_{MPP} [V]	42.39	42.58	42.77	42.96	43.14

¹Measurement tolerances $P_{MPP} \pm 3\%$; I_{SC} ; $V_{OC} \pm 5\%$ at STC: 1000 W/m², 25 ± 2 °C, AM 1.5 according to IEC 60904-3 • 2800 W/m², NMOT, spectrum AM 1.5

Q CELLS PERFORMANCE WARRANTY

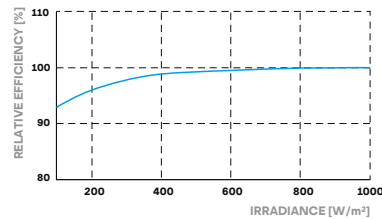


*Standard terms of guarantee for the 10 PV companies with the highest production capacity in 2014 (as at September 2014)

At least 98% of nominal power during first year. Thereafter max. 0.5% degradation per year. At least 93.5% of nominal power up to 10 years. At least 86% of nominal power up to 25 years.

All data within measurement tolerances. Full warranties in accordance with the warranty terms of the Q CELLS sales organisation of your respective country.

PERFORMANCE AT LOW IRRADIANCE



Typical module performance under low irradiance conditions in comparison to STC conditions (25 °C, 1000 W/m²).

TEMPERATURE COEFFICIENTS

Temperature Coefficient of I_{SC}	α [%/K]	+0.04	Temperature Coefficient of V_{OC}	β [%/K]	-0.27
Temperature Coefficient of P_{MPP}	γ [%/K]	-0.34	Nominal Module Operating Temperature	NMOT [°C]	43 ± 3

PROPERTIES FOR SYSTEM DESIGN

Maximum System Voltage	V_{SYS} [V]	1500	PV module classification	Class II
Maximum Reverse Current	I_R [A]	25	Fire Rating	C
Max. Design Load, Push/Pull	[Pa]	3600/1600	Permitted Module Temperature on Continuous Duty	-40 °C - +85 °C
Max. Test Load, Push/Pull	[Pa]	5400/2400		

QUALIFICATIONS AND CERTIFICATES

IEC 61215:2016;
IEC 61730:2016.
This data sheet complies with DIN EN 50380.



www.tuv.com
ID 1111220277

PACKAGING INFORMATION

Vertical packaging	2458mm	1134mm	1270mm	1015.5kg	20 pallets	16 pallets	31 modules
--------------------	--------	--------	--------	----------	------------	------------	------------

Note: Installation instructions must be followed. See the installation and operating manual or contact our technical service department for further information on approved installation and use of this product.

Made in China

Hanwha Q CELLS Australia Pty Ltd

Suite 1, Level 1, 15 Blue Street, North Sydney, NSW 2060, Australia | TEL +61 (0)2 9016 3033 | FAX +61 (0)2 9016 3032 | EMAIL q-cells-australia@q-cells.com | WEB www.q-cells.com/au

Engineered in Germany